


M850 SERIES



M850-30-N

Applications:



Workholding



**High Pressure
Testing**



Clamping



**Hazardous
Areas**

Description

- Large, double acting air-oil booster
- Air is supplied to the pneumatic circuit by means of a 5-way, 2-position air valve
- Transparent oil container for easy visual inspection of the oil level
- 6,400 PSI maximum hydraulic pressure
- Four intensification ratios available

HYDRONIC WARRANTY POLICY: Hydronic, Corp. warrants each product against defects in material and workmanship for a period of 6 months from the date of manufacturing providing its use was in accordance with Hydronic recommendations. If the product fails to perform as warranted, Hydronic will, at its option, repair or replace the product free of charge. The company will not be liable for incidental or consequential damages. We make no other warranty, expressed or implied, including warranties of merchant ability or fitness for a particular purpose.

M850 SERIES

M850

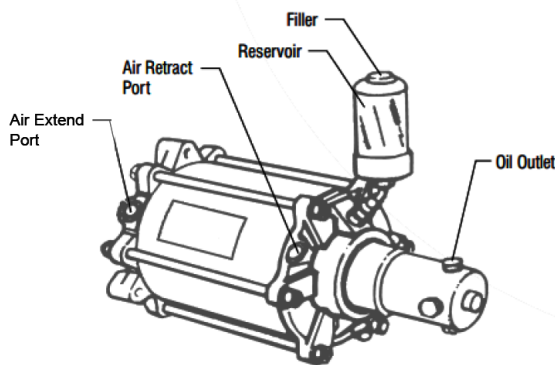


M850 Series M850-16 M850-30 M850-44 M850-64

Air Pressure PSI (Bar)	30-100 PSI (2 - 7)			
Nominal Pressure Ratio	1:16	1:30	1:44	1:64
Max Oil Pressure PSI (Bar)	1,600 PSI (112)	3,000 PSI (206)	4,400 PSI (308)	6,400 PSI (448)
Oil Volume Cubic Inches (Cubic Centimeters)	17 CU. IN. (280)	9 CU. IN. (145)	6 CU. IN. (101.5)	4 CU. IN. (71)
Standard Booster Weight Lbs (Kg)	42 LBS (19 KG)			

Features:

- Four multiplication ratios that provide hydraulic pressures from 1,600 to 6,400 PSI
- Oil volume of up to 17 cubic inches
- Horizontal and vertical mounting capabilities
- Five oil outlets
- 360° availability of oil ports
- Automatic air venting
- Anodized aluminum construction and chromed steel hydraulic piston, which ensures durability and a large number of high-speed cycles
- Booster provides automatic leakage compensation
- Clear oil container that provides easy visual inspection of the oil level



Ordering Information:

M850-30-N

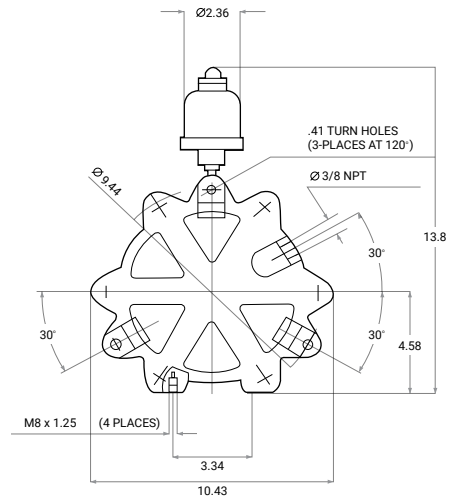
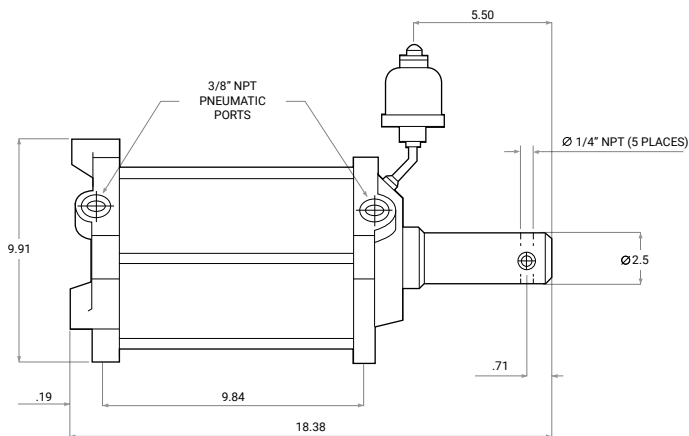
RATIO		SEALS	
1:16	16	Buna	N
1:30	30		
1:44	44		
1:64	64		

Example Order: M850-30-N = M850 air:oil booster with a 1:30 ratio and Buna seals.

M850 SERIES

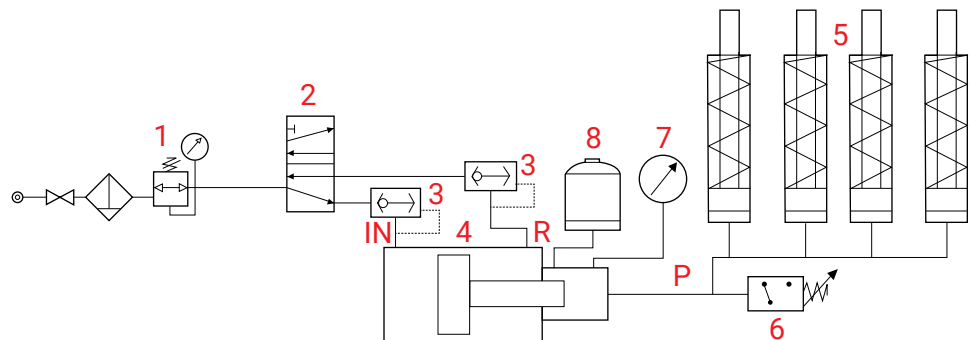
Dimensional Data:

M850 Standard



Application Example

- 1: Filter/regulator
- 2: 5-way, 2-position air valve
- 3: Quick discharge valve
- 4: M850 booster
- 5: Cylinder
- 6: Pressure switch
- 7: Oil pressure gauge
- 8: Oil reservoir
- IN: Booster air inlet line
- P: Oil outlet line



This application allows a line of single acting cylinders to be operated with very fast cycles, with the pressure switch ensuring that the hydraulic pressure remains within the desired range.